

# Invesco Greater China Equity Fund

C-Accumulation Shares

SEDOL: 5748316 | ISIN: LU0100600369 | Bloomberg code: INVPGCC LX

## Why invest in this fund

- 1 Broad Greater China universe enables wide opportunities and better diversification, capturing China, Hong Kong and Taiwan growth opportunities.
- 2 The Fund capitalizes on investment opportunities in China's vast domestic market and Taiwan's competitive edge in technology.
- 3 An experienced investment team conducts research on value chain alongside sector coverage for all China share classes.

**This marketing communication is for Professional investors and may also be used by financial intermediaries in the United States, as defined in the important information section. Investors should read the legal documents prior to investing.**

## Investment risks

For complete information on risks, refer to the legal documents. The value of investments and any income will fluctuate (this may partly be the result of exchange rate fluctuations) and investors may not get back the full amount invested. As a large portion of the Fund is invested in less developed countries, you should be prepared to accept significantly large fluctuations in the value of the Fund. As this Fund is invested in a particular country, you should be prepared to accept greater fluctuations in the value of the Fund than for a fund with a broader investment mandate. The Fund may invest in certain securities listed in China which can involve significant regulatory constraints that may affect the liquidity and/or the investment performance of the Fund. The Fund invests in a limited number of holdings and is less diversified. This may result in large fluctuations in the value of the Fund.

## Fund objective

The objective of the Fund is to achieve long-term capital growth by investing in securities of Greater China. For the full objectives and investment policy please consult the current prospectus. The investment concerns the acquisition of units in an actively managed fund and not in a given underlying asset.

## Top 10 holdings

(% of total market value)

	Fund	Index
Taiwan Semiconductor Manufacturing	9.8	8.9
Tencent Holdings	8.9	8.7
Alibaba Group Holding	7.0	6.0
Zijin Gold International	6.2	0.1
Delta Electronics	4.2	2.0
AIA Group	3.9	2.6
MediaTek	3.5	1.6
China Construction Bank	2.8	2.4
ASE Technology Holding	2.5	0.8
Hong Kong Exchanges & Clearing	2.4	1.4

## Fund overview

Portfolio managers (Fund tenure)	Elton Cheung (2026)
Total net assets	USD 498.78 million
Original fund launch date	15 July 1992
Share class launch date	09 August 1999
Reposition date	N/A
Legal status	Luxembourg SICAV with UCITS status
Share class currency	USD
Current NAV	USD 90.13
Benchmark index	MSCI Golden Dragon 10/40 Index (USD)

Effective 27 February 2026, Elton Cheung became fund manager of the Invesco Greater China Equity Fund.

## Portfolio characteristics

Total number of holdings	88
Weighted avg market cap	USD 261,046.49 million

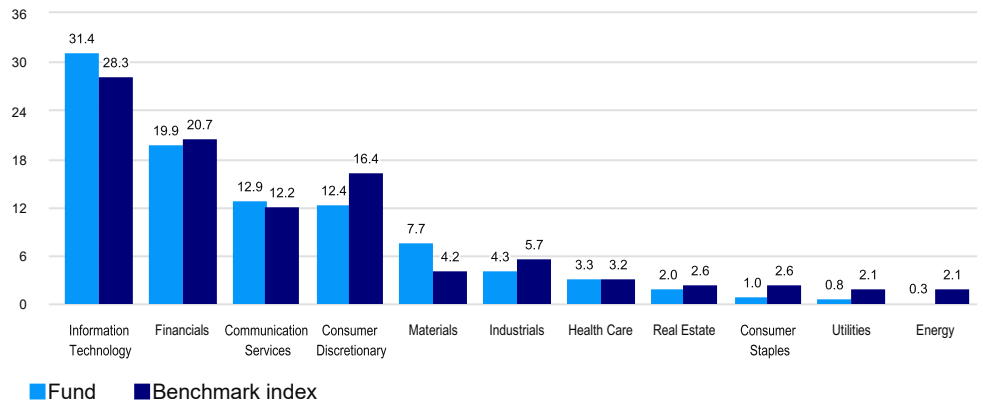
## Risk indicator

Lower risk ← Higher risk

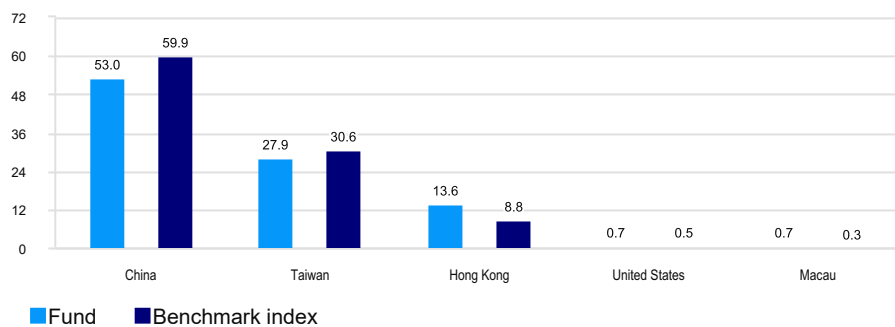


The Risk indicator is subject to change and is correct based on the data available at the time of publication.

## Sector breakdown (% of total market value)



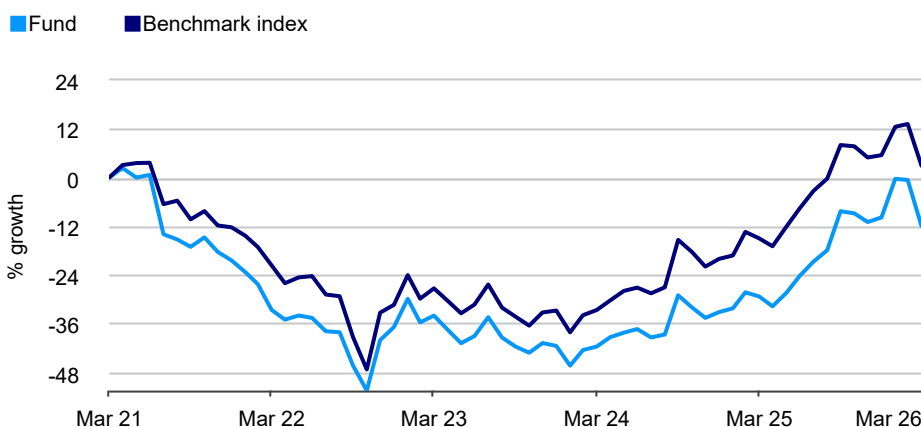
## Top countries (% of total market value)



The allocation of stock is based on country of risk.

**Past performance does not predict future returns. Data points are as at month end.**

## Performance



## Cumulative performance (%)

	1 year	3 years	5 years	5 years ACR*
Fund	24.63	33.61	-12.01	-2.53
Index	21.12	41.73	2.90	0.57

\*ACR - Annual Compound Return

## Calendar year performance (%)

	2025	Since inception (annualised)
Fund	35.07	9.29
Index	32.10	6.33

## Standardised rolling 12-month performance (%)

	03.16	03.17	03.18	03.19	03.20	03.21	03.22	03.23	03.24	03.25
	03.17	03.18	03.19	03.20	03.21	03.22	03.23	03.24	03.25	03.26
Fund	19.57	29.41	-2.42	-3.55	49.42	-32.72	-2.10	-11.62	21.30	24.63
Index	19.82	30.14	-3.53	-7.01	53.20	-21.71	-7.27	-7.38	26.34	21.12

The performance data shown does not take account of the commissions and costs incurred on the issue and redemption of units. Returns may increase or decrease as a result of currency fluctuations. Source: © 2026 Invesco. Gross income re-invested to 31 March 2026 unless otherwise stated. All performance data on this factsheet is in the currency of the share class.

## Market capitalisation breakdown (%)

Large cap	88.8
Mid cap	6.9
Small cap	0.3
Cash	4.1

"Not available" category refers to securities whose market capitalisation value was not available at time of document production.

## Benchmark index

Previous Benchmark: MSCI Golden Dragon Index (Net Total Return) up to 31 August 2023.

Benchmark index source: RIMES.

The benchmark index is shown for performance comparison purposes only. The Fund does not track the index.

---

## Important information

This marketing communication is for Professional investors in Austria, Switzerland, Cyprus, Germany, Spain, Finland, France, Greece, Ireland, Isle of Man, Italy, Liechtenstein, Luxembourg, Netherlands, Norway, Sweden and Dubai. Investors should read the legal documents prior to investing. This communication may also be used by financial intermediaries in the United States as defined below. By accepting this material, you consent to communicate with us in English, unless you inform us otherwise.

This is marketing material and not financial advice. It is not intended as a recommendation to buy or sell any particular asset class, security or strategy. Regulatory requirements that require impartiality of investment/investment strategy recommendations are therefore not applicable nor are any prohibitions to trade before publication. Views and opinions are based on current market conditions and are subject to change. Any scheme provided by the Cyprus regulatory system, for the protection of retail clients, does not apply to offshore investments. Compensation under any such scheme will not be available. The Invesco Greater China Equity Fund is subject to the provisions of the European Directive 2009/65/EC. For information on our funds and the relevant risks, refer to the Key Information Documents/Key Investor Information Documents (local languages) and Prospectus (English, French, German, Spanish, Italian), and the financial reports, available from [www.invesco.eu](http://www.invesco.eu). A summary of investor rights is available in English from [www.invesco.com/lu-manco/en/home.html](http://www.invesco.com/lu-manco/en/home.html). The management company may terminate marketing arrangements. Not all share classes of this fund may be available for public sale in all jurisdictions and not all share classes are the same nor do they necessarily suit every investor. Please refer to the most up to date Prospectus for details of the minimum investment amount.

Issued by Invesco Management S.A., President Building, 37A Avenue JF Kennedy, L-1855 Luxembourg, regulated by the Commission de Surveillance du Secteur Financier, Luxembourg. Invesco Asset Management (Schweiz) AG acts as representative for the funds distributed in Switzerland. Paying agent in Switzerland: BNP PARIBAS, Paris, Zurich Branch, Selnaustrasse 16 8002 Zürich. The Prospectus, Key Information Document, financial reports and articles of incorporation may be obtained free of charge from the Representative. The funds are domiciled in Luxembourg. **Liechtenstein:** Paying agent in Liechtenstein: LGT Bank AG, Herrengasse 12, 9490 Vaduz, Principality of Liechtenstein. **Dubai:** Issued in Dubai for Professional Clients only by Invesco Asset Management Limited, Index Tower Level 6 - Unit 616, P.O. Box 506599, Al Mustaqbal Street, DIFC, Dubai, United Arab Emirates. Regulated by the Dubai Financial Services Authority. **Additional information for financial intermediaries in the United States:** This document is intended for distribution to US financial intermediaries for informational purposes and in relation to their activities with offshore clients only. The Funds are not registered under any US securities law, and may not be offered or sold directly or indirectly in the US, its territories or possessions, nor to any US persons, citizens or residents. The Fund must not be marketed on US soil. Issued in the US by Invesco Distributors, Inc., 11 Greenway Plaza, Suite 1000, Houston, Texas 77046, USA. Invesco Distributors, Inc. is the appointed US sub-distributor of the Invesco Funds SICAV. All entities are indirect, wholly owned subsidiaries of Invesco Ltd.

---

## Contact information

Email: [enquiry@invesco.com](mailto:enquiry@invesco.com)  
[www.invesco.com](http://www.invesco.com)

---

## Costs and charges of the Fund

For further information on charges that apply to each share class of the Fund, please refer to the relevant Key Information Documents: [www.invesco.com/lu-manco/en/home.html](http://www.invesco.com/lu-manco/en/home.html).

---

## Glossary

**ACR / Annual Compound Return:** Compound returns represent the cumulative effect that gains and losses have on invested capital over time. Annual Compound Return is the annual rate of return that would be required for an investment to grow from its starting balance to its ending balance.

**Benchmark index:** A standard against which an investment fund or portfolio is measured to give an indication of relative performance.

**Cash and cash equivalents (CCE):** The liquid assets on a company's balance sheet. Cash includes currency and demand deposits, while cash equivalents are short-term, highly liquid investments. For accounting purposes, the cash and cash equivalent figure may include the notional cost of futures (a type of derivative). This notional amount will be negative when the Fund is buying futures and positive when the Fund is selling futures.

**Commodities:** Basic physical goods such as energy, metals, or agricultural products, that are interchangeable within their category and traded on global markets.

**Country of risk:** Used to classify stocks, identifies the main country of operations/ exposure of a firm.

**Distribution frequency:** How often dividends and/or interest generated by an investment product are disbursed to investors.

**Holdings:** The contents of an investment portfolio or fund, including any products like equities, bonds or ETFs.

**Market capitalisation:** How much a company is worth as determined by the stock market. Calculated as the total market value of all shares.

**Volatility:** The degree to which the price of a financial asset fluctuates over time, indicating how much and how quickly its value tends to rise or fall.

## SFDR (Sustainable Finance Disclosure Regulation)

The Fund complies with Article 8 with respect to the EU's Sustainable Finance Disclosure Regulation\*. As such, the Fund promotes, among other characteristics, environmental or social characteristics or a combination of those characteristics. In addition, the companies in which the Fund invests follow good governance practices. \*Regulation (EU) 2019/2088 on sustainability – related disclosures in the financial services sector.

### Exclusion Framework

The Fund embeds an exclusionary framework to specific activities based on UN Global Compact, severe governmental sanctions, revenue thresholds for certain activities linked to environmental and/or social criteria, as well as ensuring that companies follow good governance practices. The list of activities and their thresholds are listed below. For further details on the exclusion framework and characteristics applied by the Fund please refer to the website of the manager [www.invesco.com/lu-manco/en/home.html](http://www.invesco.com/lu-manco/en/home.html):

<b>UN Global Compact</b>	<ul style="list-style-type: none"><li>• Non-compliant</li></ul>
<b>Country sanctions</b>	<ul style="list-style-type: none"><li>• Sanctioned investments are prohibited**</li></ul>
<b>Controversial weapons</b>	<ul style="list-style-type: none"><li>• 0% of revenue including companies involved in the manufacture of nuclear warheads or whole nuclear missiles outside of the Non-Proliferation Treaty (NPT)</li></ul>
<b>Coal</b>	<ul style="list-style-type: none"><li>• Thermal coal extraction: <math>\geq 5\%</math> of revenue</li><li>• Thermal coal power generation: <math>\geq 10\%</math> of revenue</li></ul>
<b>Unconventional oil &amp; gas</b>	<ul style="list-style-type: none"><li>• <math>\geq 5\%</math> of revenue on each of the following:<ul style="list-style-type: none"><li>Arctic oil &amp; gas exploration</li><li>Oil sands extraction</li><li>Shale energy extraction</li></ul></li></ul>
<b>Tobacco</b>	<ul style="list-style-type: none"><li>• Tobacco Products production: <math>\geq 5\%</math> of revenue</li><li>• Tobacco related products and services: <math>\geq 5\%</math> of revenue</li></ul>
<b>Others</b>	<ul style="list-style-type: none"><li>• Recreational cannabis: - <math>\geq 5\%</math> of revenue</li></ul>
<b>Good governance</b>	<ul style="list-style-type: none"><li>• Ensure that companies follow good governance practices in the areas of sound management structures, employee relations, remuneration and tax compliance</li></ul>

\*\*At Invesco we continuously monitor any applicable sanctions, including those imposed by the UN/US/EU and UK. These sanctions may preclude investments in the securities of various governments/regimes/entities and as such will be included in our compliance guidelines and workflows (designed to ensure compliance with such sanctions). The wording of international sanctions is something that we pay particular attention to as there are occasions where sanctions can exist in limited form, for example allowing investments in the secondary market. In addition to sanctions targeting entire countries, there are other thematic regimes, which may focus for example on human rights, cyber attacks, terrorist financing and corruption, which may apply to both individuals and/or entities/corporations.

Any investment decision should take into account all the characteristics of the Fund as described in the legal documents. For sustainability related aspects, please refer to: [www.invesco.com/lu-manco/en/home.html](http://www.invesco.com/lu-manco/en/home.html).

### Invesco's approach to ESG

Invesco has an investment-led ESG approach. We provide a comprehensive range of ESG-focused capabilities that enable clients to express their values through investing. Where appropriate, for certain funds, we also integrate financially material ESG considerations, taking into account critical factors that help us deliver strong outcomes to clients.